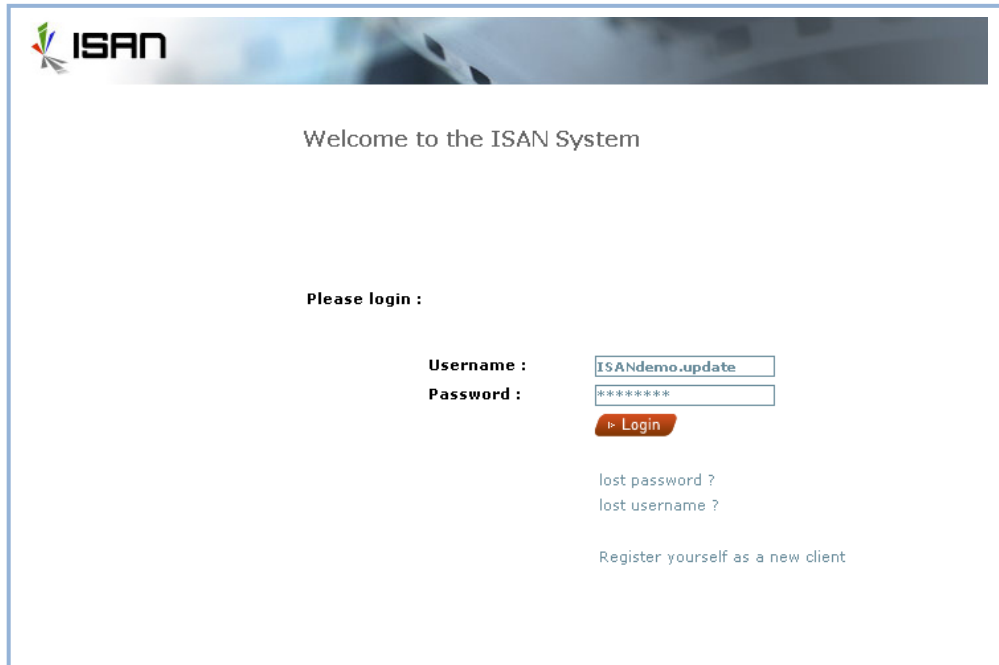


You have received an ISAN for your work and then you realize that it has been badly registered (wrong data, misspelling...). You can edit the work and modify the descriptive information. To edit the ISAN, you need to perform a search.

Use the *xxx.update* user to log onto the system:



Welcome to the ISAN System

Please login :

Username :

Password :

[Login](#)

[lost password ?](#)

[lost username ?](#)

[Register yourself as a new client](#)


Select in the menu «**Search from ISAN and V-ISAN**»



ISAN Services

- # Create single ISAN
- # Create serial ISAN
- # Request in-dev ISAN
- # Follow-up in-dev ISAN
- # Search from work info
- # **Search from ISAN or V-ISAN**
- # Display pending ISAN
- # Affixing ISAN
- # Create V-ISAN
- # Display Match Result

Since the ISAN is in your own catalogue, you can « **edit** » the title and make corrections / updates of the descriptive information.



[Create V-ISAN](#) [Back](#) [Edit](#)

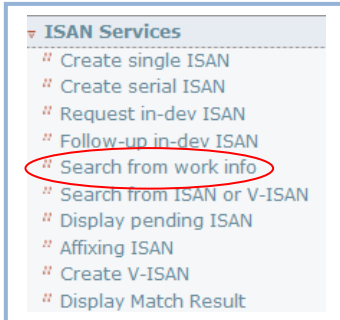
If you perform a search from an ISAN which is not in your catalogue, the “edit” button does not show.



The “edit” functionality of V-ISAN for online update and correction will be available in Q1 2013.

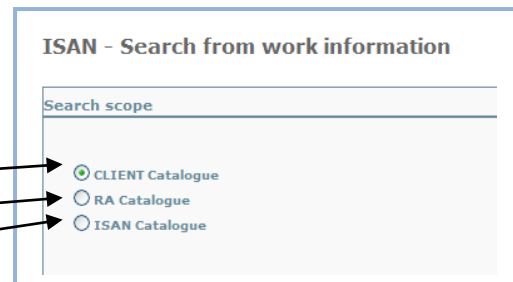
You can also perform a search from the work title.

Select in the menu «Search from work info»



You can perform a search in:

- Your catalogue
- The Registration Agency catalogue
- The whole ISAN catalogue



RECOMMENDATION:

Prior to any ISAN creation, please perform a search to avoid duplicate registrations.